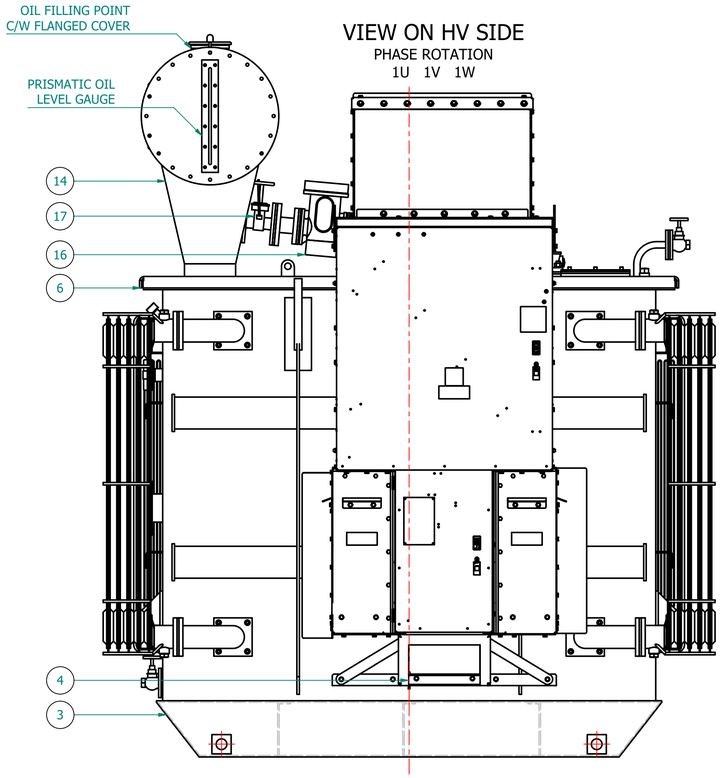

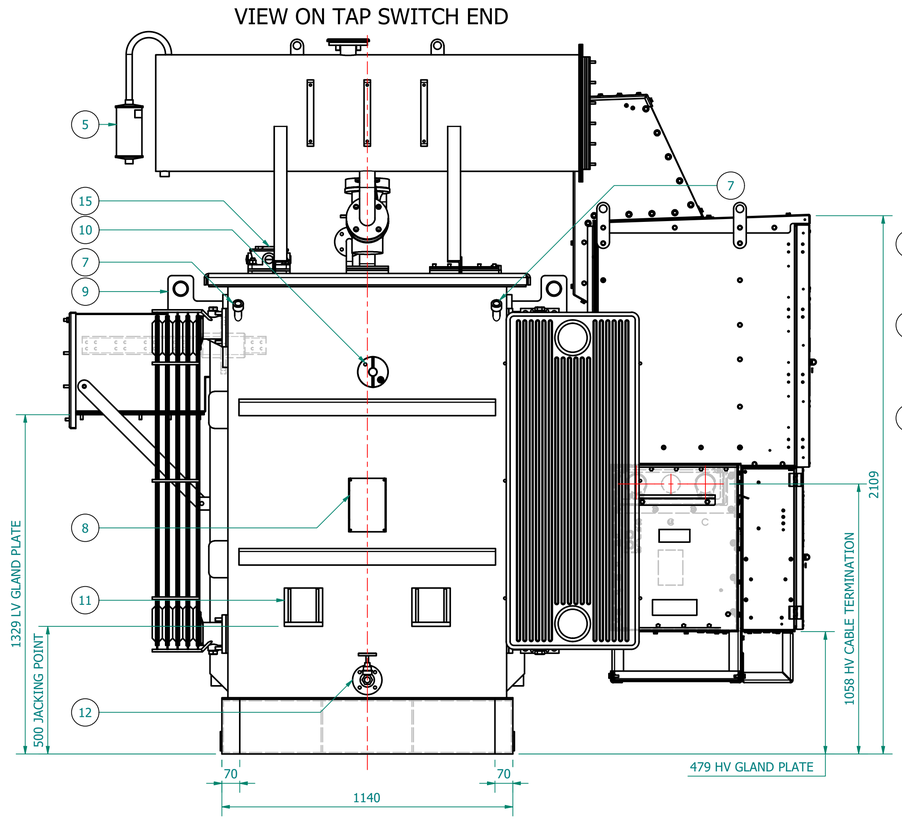

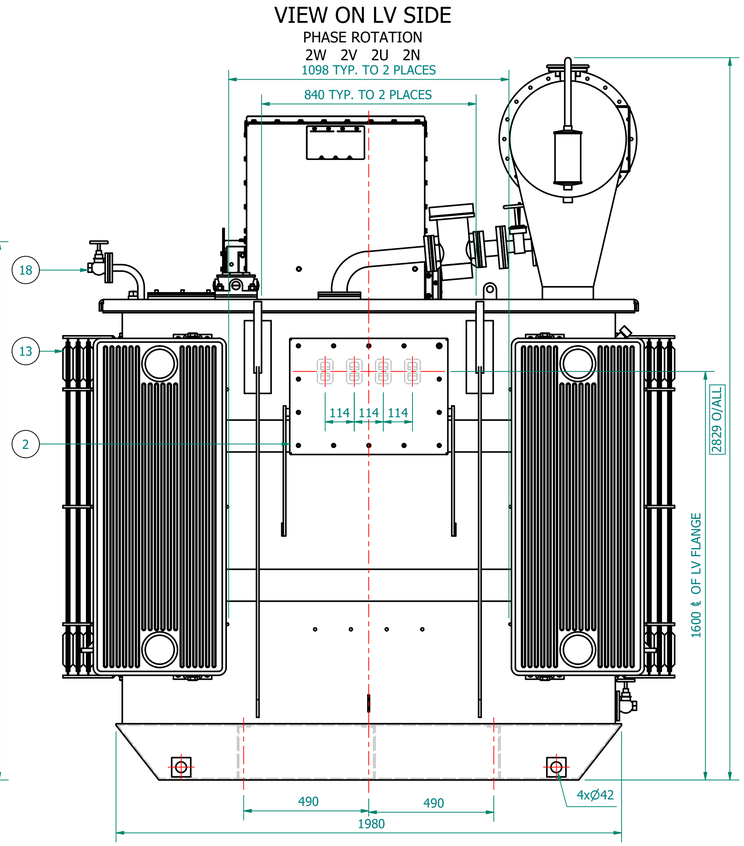

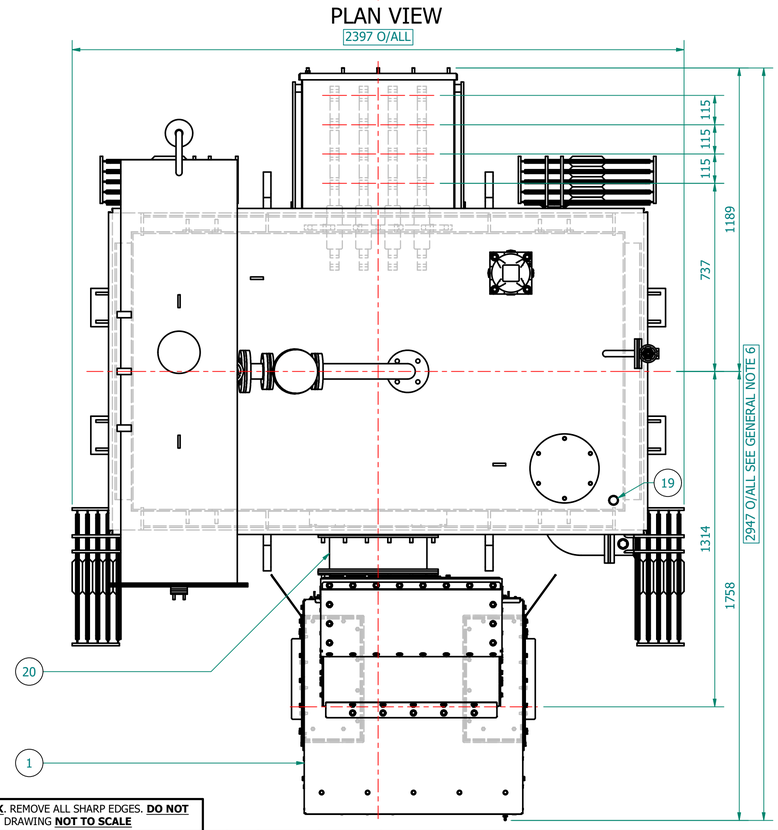

IF IN DOUBT - **ASK**. REMOVE ALL SHARP EDGES. **DO NOT** SCALE. DRAWING **NOT TO SCALE**

TRANSFORMER WEIGHT & VOLUME		
CORE AND WINDING	kg	5400
TANK AND FITTING	kg	1665
COOLING LIQUID VOLUME	L	2380
COOLING LIQUID WEIGHT	kg	1935
TOTAL TX WEIGHT	kg	9000
ADDITIONS TO THE TRANSFORMER WEIGHT		
HV UNIT	Kg	650

VIEW OF LV SIDE - CABLE CLEAT STUDS

CABLES MUST BE SUPPORTED IN ACCORDANCE WITH - CURRENT IET Wiring Regulations BS7671 & IEC 61914

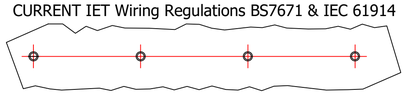

4x M12 x 30 @ 140mm PITCH ~430mm FROM THE GROUND

ESSENTIAL LABELS

ITEM 8 — TAP CHANGER WARNING LABEL (OFF-CIRCUIT TAP-CHANGER; DO NOT OPERATE LIVE)

- C.O.L. 15°C - COLD COOLANT LEVEL

ITEM 2 — LV WARNING LABEL (Supplier by Wilson Power Solutions Tel. 0113 271 7588 Fax. 0113 277 5124 www.wilsonpowersolutions.co.uk)

ITEM 1 — HV WARNING LABEL (DANGER HIGH VOLTAGE; Supplier by Wilson Power Solutions Tel. 0113 271 7588 Fax. 0113 277 5124 www.wilsonpowersolutions.co.uk)

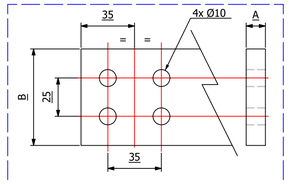

LV TERMINAL DETAILS (02)		
1700A	A = 12.5 mm	B = 63 mm
2500A	A = 20 mm	B = 63 mm
3150A	A = 35 mm	B = 63 mm
4000A	A = 35 mm	B = 70 mm

2500kVA	ELECTRICAL RATINGS				
No Load Voltage Ratio at Normal Tap	HV Tappings	Vector Group	Frequency	Full-Load Current at Normal Tap	
				HV Side	LV Side
11000 / 415V	+7.5 to -5.0% IN 2.5% INCREMENTS	Dyn11	50Hz	131.22A	3478.01A
Design Impedance at Normal Tap	No Load Losses at rated Voltage & Frequency	Full Load Losses at rated Current & at 75°C Temp.	Temp. Rise above Ambient 40°C		
			in Oil by Therm.	in Wdg. by Res.	
6.0%	1000W	15000W	60°C	65°C	

GENERAL NOTES	
1	ALL DIMENSIONS ARE IN 'mm'.
2	ALL DIMENSIONS/WEIGHTS ARE SUBJECT TO ± 10% TOLERANCE.
3	ELECTRONIC SCALE - 1:1 (ONLY WRITTEN DIMENSIONS TO BE FOLLOWED).
4	TOLERANCE ON IMPEDANCE PER IEC:60076.
5	PAINT SHADE.: 632 As PER BS:381C (SEMI GLOSS) TO ISO12944 - MIN C4H SPEC.
6	O/ALL DIMS ARE SUBJECT EQUIPMENT DOOR OPENING DISTANCES.
7	EXTENDED ELOWS FITTED ON HV SIDE RADIATOR
8	
9	

ITEM	QTY	DESCRIPTION
20	1	HV THROAT
19	1	AIR RELEASE PLUG
18	1	FILTER VALVE (25NB) with MALE PLUG
17	1	SHUT OFF VALVE FOR CONSERVATOR
16	1	BUCHHOLZ RELAY EE2 (WITH ALARM & TRIP CONTACT)
15	1	WTI CT BUSHING TERMINALS ENCLOSED IN BOX
14	1	DETACHABLE OIL CONSERVATOR W/ PRISMATIC OIL LEVEL GAUGE, OIL FILLING POINT W/ FLANGED COVER & 2 LIFTING LUGS
13	4	DETACHABLE RADIATORS with AIR-RELEASE & DRAIN PLUG (520W x 1200C x 5S x 40P)
12	1	DRAIN VALVE (25NB) with MALE PLUG
11	4	JACKING PADS
10	1	OFF-CIRCUIT TAP SWITCH (6-Position & Padlockable)
9	4	TRANSFORMER LIFTING LUGS
8	1	RATING & DIAGRAM PLATE (SS)
7	2	THERMOMETER POCKET (3/4" BSP MALE THREAD)
6	1	TOP COVER with LIFTING LUGS (x2)
5	1	ENVIRO GEL BREATHER TYPE R1
4	2	EARTHING TERMINAL (FLAT TYPE suitable for M12 Bolt)
3	1	TRANSFORMER BASE (SKID TYPE) c/w HAULAGE HOLES & BRACING
2	1	LV CABLE BOX - 1.1kV, 4-POLE, AIR INSULATION, (FACING-'F', BS:2562) SUITABLE FOR 4 x 1c CABLES PER PHASE & N - MAX. 630mm.sq
1	1	HV RMU - 11kV, 200A, GCB, 630A BUS [Schneider RN2AIR], (FACING-'E' BS:2562)

PARTS LIST

BASED ON:

REVISION HISTORY				
REV	REV BY	VERIFIED	APPROVED	DESCRIPTION

CURRENT REVISION		
REVISION DESCRIPTION	REV	DATE
ORIGINAL	00	22-MAY-2026
REV. BY:	RAMESH J	
VERIFIED:		
APPROVED:		

PROJECT	
CUSTOMER	
S.O. NUMBER	
P.O. NUMBER	
W.O. NUMBER	

DRAWING TITLE: GENERAL ARRANGEMENT DRAWING FOR 2500kVA WILSON e4 AMORPHOUS ULTIMATE LOW LOSS 11000/415V, 50Hz, Dyn11, ONAN AL WOUND DISTRIBUTION TRANSFORMER AIRSET

DRAWN BY:	RAMESH J
DATE:	22/05/2026
DRAWING NO.:	WPS-E4-2500-AL-AIRSET

Wilson Power Solutions Ltd.
Westland Square, Leeds,
West Yorkshire LS11 5SS, United Kingdom
Tel:+44 (0) 113 271 7588
Fax:+44 (0) 113 277 5124
web: www.wilsonpowersolutions.co.uk email: info@wilsonpowersolutions.co.uk

SHEET 1 OF 1

WPOF02 REV 0 25-NOV-14