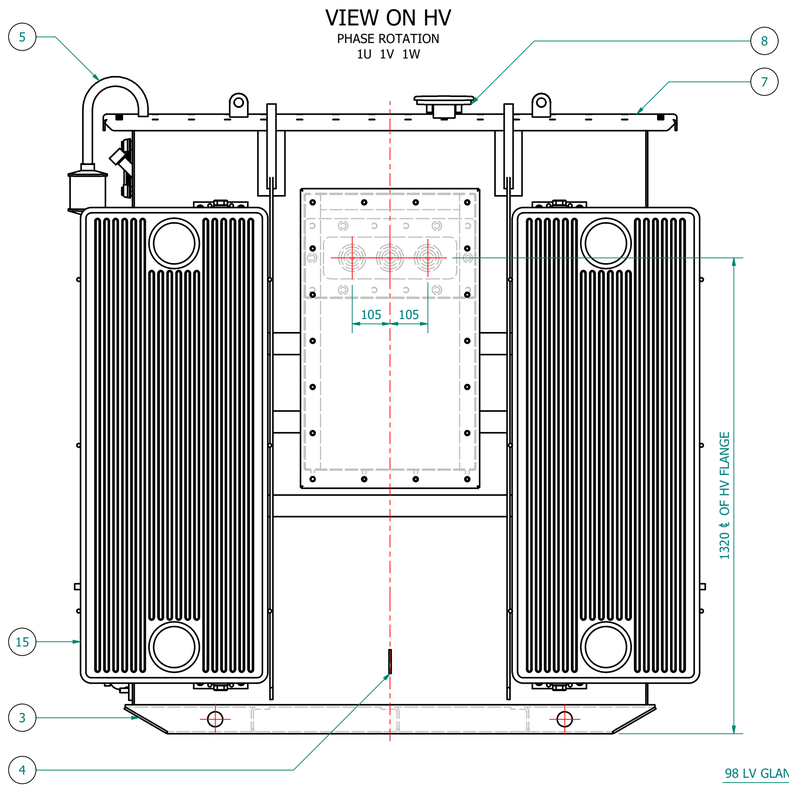

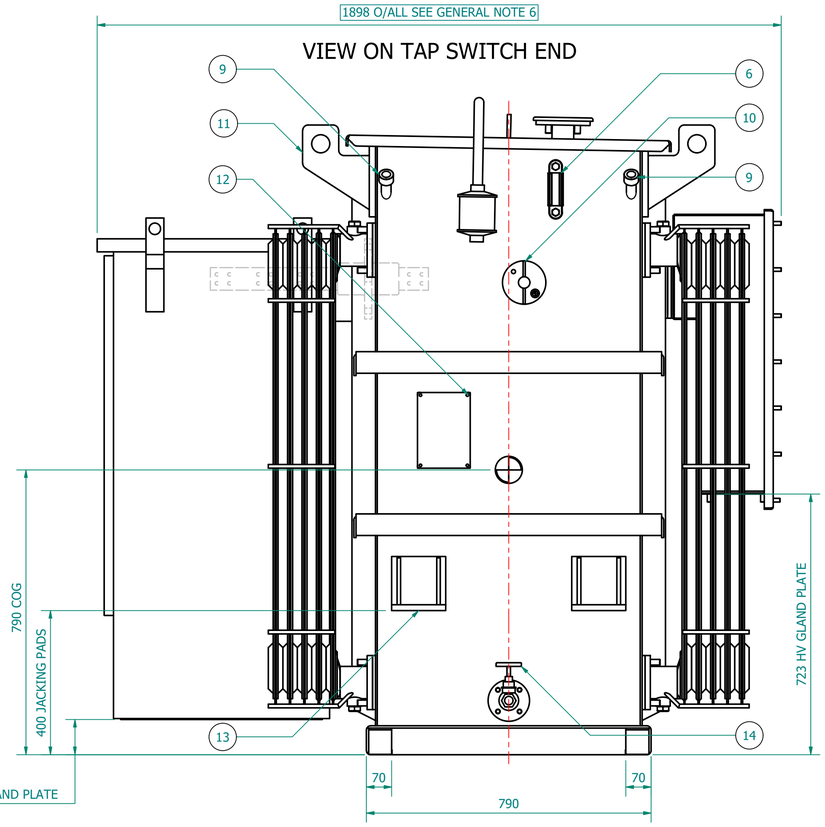

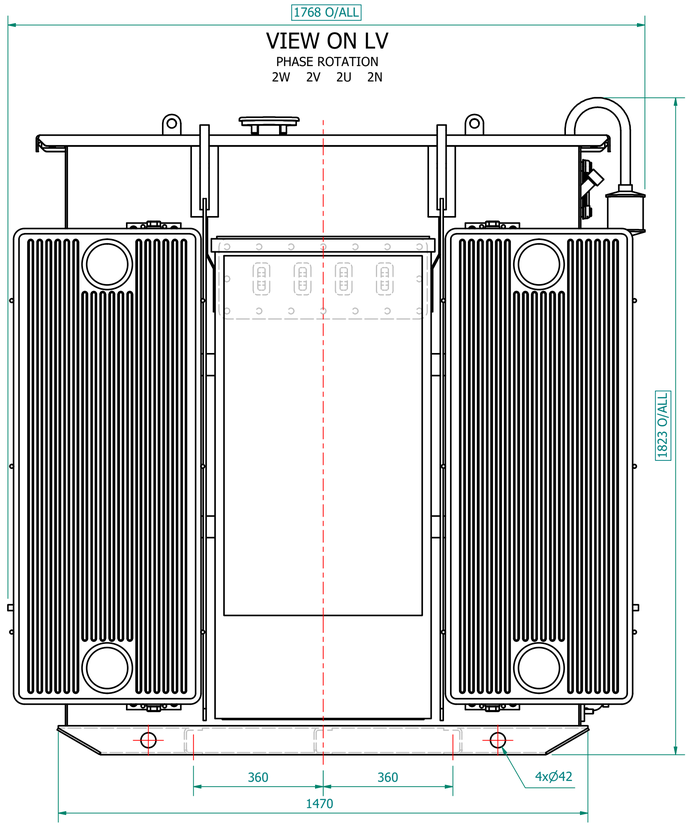

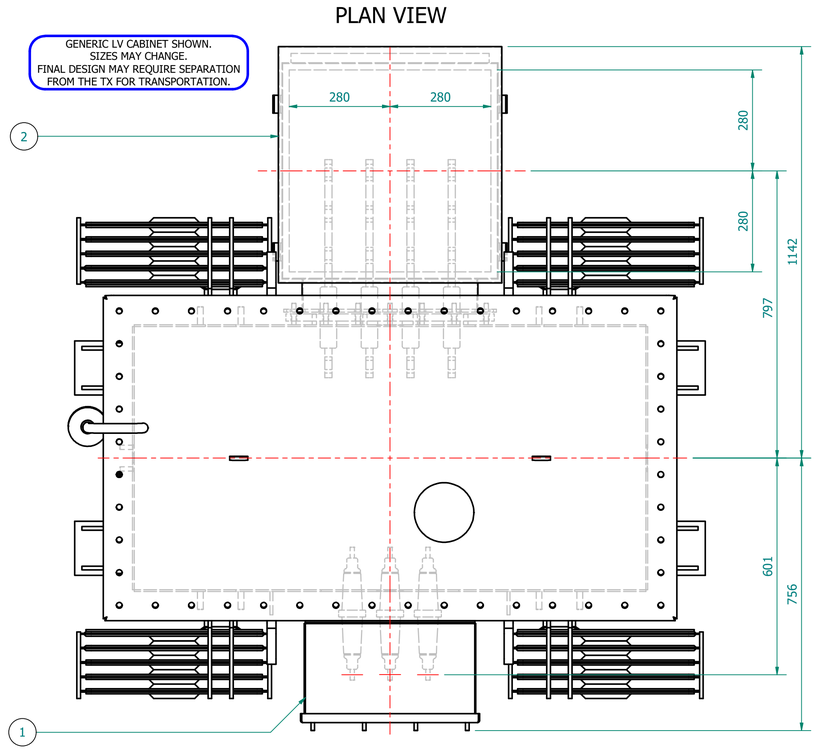

TRANSFORMER WEIGHT & VOLUME		
CORE AND WINDING	kg	2670
TANK AND FITTING	kg	1100
COOLING LIQUID VOLUME	L	1070
COOLING LIQUID WEIGHT	kg	870
TOTAL TX WEIGHT	kg	4640
ADDITIONS TO THE TRANSFORMER WEIGHT		
LV CABINET	Kg	-

1600kVA	ELECTRICAL RATINGS				
No Load Voltage Ratio at Normal Tap	HV Tappings	Vector Group	Frequency	Full-Load Current at Normal Tap	
				HV Side	LV Side
11000 / 433V	+5.0 to -5.0% in 2.5% INCREMENTS	Dyn11	50Hz	83.978A	2133.396A
Design Impedance at Normal Tap	No Load Losses at rated Voltage & Frequency	Full Load Losses at rated Current & at 75°C Temp.	Temp. Rise above Ambient 40°C		
			in Oil by Therm.	in Wdg. by Res.	
5.5%	1080W	12000W	60°C	65°C	

GENERAL NOTES	
1	ALL DIMENSIONS ARE IN 'mm'.
2	ALL DIMENSIONS/WEIGHTS ARE SUBJECT TO ± 10% TOLERANCE.
3	ELECTRONIC SCALE - 1:1 (ONLY WRITTEN DIMENSIONS TO BE FOLLOWED).
4	TOLERANCE ON IMPEDANCE PER IEC:60076.
5	PAINT SHADE.: 632 AS PER BS:381C (SEMI GLOSS) TO ISO12944 - MIN C4H SPEC.
6	O/ALL DIM IS SUBJECT TO EQUIPMENT DOOR OPENING DISTANCES.
7	
8	
9	

ITEM	QTY	DESCRIPTION
15	4	DETACHABLE RADIATORS with AIR-RELEASE & DRAIN PLUG (520W x 1200C x 5S x 40P)
14	1	DRAIN VALVE (25NB) with MALE PLUG
13	4	JACKING PADS
12	1	RATING & DIAGRAM PLATE (SS)
11	4	TRANSFORMER LIFTING LUGS
10	1	OFF-CIRCUIT TAP SWITCH (5-Position & Padlockable)
9	2	THERMOMETER POCKET (3/4" BSP MALE THREAD)
8	1	OIL FILLING PIPE WITH FLANGED COVER
7	1	TOP COVER with LIFTING LUGS (x2)
6	1	OIL LEVEL GAUGE (with 15°) COLD OIL LEVEL MARK
5	1	ENVIRO GEL BREATHER TYPE R
4	2	EARTHING TERMINAL (FLAT TYPE suitable for M12 Bolt)
3	1	TRANSFORMER BASE (SKID TYPE) c/w HAULAGE HOLES & BRACING
2	1	LV CABINET, BOTTOM ENTRY, GENERIC - SUBJECT TO CHANGE, (FACING-'F', BS:2562)
1	1	HV CABLE BOX - 12kV, 3-POLE, HEAT-SHRINK INSULATION, (FACING-'E' BS:2562) SUITABLE FOR 1 x 3c CABLE - MAX. 185mm.sq

PARTS LIST

ESSENTIAL LABELS

ITEM 10 — TAP CHANGER WARNING LABEL (OFF CIRCUIT TAP CHANGER / DO NOT OPERATE LIVE)

ITEM 6 — - C.O.L. 15°C - COLD COOLANT LEVEL

ITEM 2 — LV WARNING LABEL (Supplier by Wilson Power Solutions Tel. 0113 271 7588 Fax. 0113 277 5124 www.wilsonpowersolutions.co.uk)

ITEM 1 — DANGER High Voltage — HV WARNING LABEL (Supplied by Wilson Power Solutions Tel. 0113 271 7588 Fax. 0113 277 5124 www.wilsonpowersolutions.co.uk)

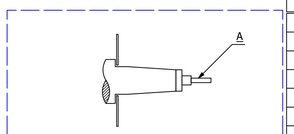

HV TERMINAL DETAILS (01)		
0 - 250A	A = M12	20 NM
251 - 400A	A = M16	25 NM

IF IN DOUBT - **ASK**. REMOVE ALL SHARP EDGES. **DO NOT** SCALE. DRAWING **NOT TO SCALE**

BASED ON:

LAST DEFINITION

REV	REV BY	VERIFIED	APPROVED	DESCRIPTION

LAST REVISION

REVISION DESCRIPTION	REV	PROJECT	DRAWING TITLE
ORIGINAL	00	CUSTOMER	GENERAL ARRANGEMENT DRAWING FOR 1600kVA WILSON T2 ECOTRANS 11000/433V, 50Hz, Dyn11, ONAN/KNAN AL WOUND DISTRIBUTION TRANSFORMER LV CABINET
REV. BY: M. STOTSJUK	DATE 08-APR-2021	S.O. NUMBER	
VERIFIED:		P.O. NUMBER	
APPROVED:		W.O. NUMBER	

Wilson Power Solutions Ltd.
Westland Square, Leeds,
West Yorkshire LS11 5SS, United Kingdom
Tel:+44 (0) 113 271 7588
Fax:+44 (0) 113 277 5124
web: www.wilsonpowersolutions.co.uk email: info@wilsonpowersolutions.co.uk

DRAWN BY: M. STOTSJUK | DATE: 08/04/2021 | DRG NO: **WPS-T2-1600-AL-A003**

WPDF02 REV 0 25-NOV-14